

NEWSLETTER - 2

SCHOOL 'ACTION TIME'



Principal's message to parents (Mr. Dene Bright):

Dear Parents,

We often receive questions about homework here at Reach. Some parents mention there is too much, others say not enough. Teachers send out weekly plans to parents via Class Dojo. In order to support your child better here are a few tips that can help.

- 1. GET INVOLVED:** Helping with your child's homework is the perfect opportunity to understand more about your child's academic progress. You can learn what they are interested in and where they are having problems. This may in turn give you reason to contact the teacher, in particular to ask them what they expect from the homework they set and how they use it in the classroom.
- 2. FIND A HOMEWORK AREA:** Set up a designated homework area for your child. This should be free from distractions, whether that is social media or younger siblings. Ensure the homework area is well equipped with pens, pencils and everything else they might need.
- 3. STICK TO A ROUTINE:** Building structure and routine is really helpful for most children and we suggest setting a regular homework time. You know when your child works best. Some need a break and playtime first, whereas others would rather tick homework off the list early. Either way, ensure you find a regular time that suits your child.
- 4. PLANNING MAKES PERFECT:** Not all homework is due the next day so create a trusty homework plan so that both you and your child are on top of deadlines. This will also help your child manage their time and plan longer-term projects so they don't leave things to the last minute. This is a skill they will need for life.
- 5. ACTIVELY MOTIVATE YOUR CHILD:** You should never be doing your child's homework for them. However, it's a great idea to talk through the homework with them. Not only does the act of explaining reinforce the knowledge that they have learned in the classroom, but also by displaying engagement you actively motivate your child in their work. They will want to impress you.
- 6. FOSTER PRIDE IN THEIR WORK:** Children should be allowed to celebrate the work they do at home. If your son or daughter wrote a great poem or are particularly proud of a piece of their artwork, put it on the wall. Fostering pride in your child's work will help to build their confidence as well as encourage them to do their homework as best as they can.
- 7. BE A ROLE MODEL:** As the old saying goes, you live and learn. If your child sees you diligently working away, doing the accounts or even just intently reading a book, it normalises the whole process of homework for them. Often what you do will have a far greater influence than what you say.

RBS Upcoming Events (17/10 – 31/10)



Sunday	Monday	Tuesday	Wednesday	Thursday	Friday	Saturday
20	21	22	23	24	25	26
	- Pink Dress Free Day - Breast Cancer Awareness Session	Half Term Break	Half Term Break	Half Term Break		
27	28	29	30	31		
Parent Council Meeting		GL Assessment Cat4 - Parent info session (Y3,Y5,Y7,Y9)				

RBS School Clinic (Notes from the school Nurse)



Head Lice:

From time to time schools have reported cases of head lice. In the event your child has lice here is some useful advice.

Head lice infection can be a sensitive issue for parents and your children and can be difficult to manage. The responsibility of treating and detecting head lice rests primarily with you, as parents. Our school will always be sensitive about head lice and will maintain student confidentiality if a case of head lice is suspected or detected. We will work with you to develop head lice policies and can offer support and advice on preventing and minimising the impact of head lice outbreaks.

There is no way to prevent head lice so it's important to check your child's hair regularly even when you don't think they have head lice.

Using conditioner is a cheap and effective way to help find head lice in your child's hair. Conditioner doesn't kill head lice, but it stuns them for about 20 minutes, so they cannot move around or hang onto the hair. This method gives you time to comb through the hair with a lice comb and determine if your child has head lice and begin a treatment method as soon as possible if they are detected.



GUIDELINES FOR KEEPING STUDENTS HOME FROM SCHOOL

Children are in close contact with one another at school. If parents keep their children home at the first signs of illness, it will help us prevent the spread of that illness to other children in the classroom. The following are some guidelines to help you decide when to keep your ill child home from school. These are the guidelines and symptoms we look for at school to determine when to send children home from school.

- ♥ **Fever** – A temperature over 100 F or 37.8 °C.
Temperature should remain normal for 24 hours before the child returns to school.
- ♥ **Nausea, vomiting, or diarrhea**
- ♥ **Earache, ear drainage**
- ♥ **Persistent cough**
- ♥ **Runny nose if the discharge is yellow or green**
- ♥ **Headache or stomach ache in combination with other symptoms** (i.e. cough or sore throat)

Growing a love for reading



Talk, Sing and play with your young child to help them learn about language. Make it fun!

Learning about language helps your young child develop reading skills. All language experiences help children to build connections in their brain. These connections help your child to understand and speak their language and this provides a foundation for ongoing learning.

Learning in the early years often happens through play – make play fun and, whenever you can, make it something you do together.

Rock your child in rhythm, sing songs and lullabies, and recite rhymes to them. Use your tone of voice to make it fun by repeating sounds.

Talk with your child all the time – not just instructions but chat about their day. Ask questions, talk about your thoughts, describe what is happening and encourage your child to do the same.

Tell them stories of your childhood, your family and your ancestry and heritage. Play fun word games – Simon Says, I Spy – and rhyme words together. Sing songs, recite poems and rhymes together and make up your own short stories, rhymes and songs about everyday things.



Start reading early with your young child.

In the early years children are learning to “read” and understand different written, visual and oral signs and symbols. An important part of this is learning that books and the words in them can be fun, amusing, comforting and full of excitement and information. Reading – and being read to – is like unlocking a door to learning. It provides access to all other knowledge and skills.

Show your child picture books and read aloud to them soon after birth. This helps them learn about language and grow a lifelong love of reading. Use lots of different words to describe what you see when you look at books. Use the language that works best for you and your child.

Once your baby can hold objects, give them books made from fabric to play with and don't worry if they put them in their mouths – they learn from doing that too. Keep talking about the pictures. Babies soon begin to recognise pictures of familiar objects.

ClassDojo Parent Info Session **Presented by Ms. Victoria & Ms. Kerri**



ClassDojo is a school communication platform that teachers, students, and families use every day to build close-knit communities by sharing what's being learned in the classroom through photos, videos, and messages.

Ms. Victoria and Ms Kerri Said: "ClassDojo is a great tool to use to help the partnership between school and home life. Within the app/ website you can see all of your child's feedback from teachers, both positive and negative, read about important announcements and updates regarding events within the classroom and the wider school community and see photos and videos from your child's class!

Within Early Years (Nursery and FS2) it is used primarily to communicate with parents about the learning in the classroom, sharing photos and videos each week and allowing communication between parents and teachers. For each class, Arabic and Islamic teachers are connected along with Mrs. Ruba Jaber, the parent relation manager. The app allows posts and messages to be easily translated into over 30 languages, ensuring that communication between teachers and parents is effective.

From the Primary school upwards into the Secondary school (Year 1 - Year 12), ClassDojo is also used to share daily indications of your child's behaviour throughout the school day. Teachers are able to give points for positive things (e.g. working hard and completing all homework) and negative things (e.g. missed homework or forgetting equipment). You will also find all teachers related to the class including Arabic, Islamic and Social Studies teachers for native and non-native students.

Recently, we held a workshop to explain some of the new features that ClassDojo has introduced over the summer break to make the app work even better. During the session we also helped parents who had issues with the app with regards to connecting additional children and issues with opening documents shared by teachers. Ms Victoria and Ms Kerri were able to solve the issues brought up during the workshop and forwarded any additional complaints to ClassDojo to consider and update the app.

Should you still have issues with the app, then you can contact Ms Victoria (all year groups) or Ms Kerri (Primary only) to support you. You are of course welcome to come to the Early Years reception any day after school (2.30 pm) and ask for Ms Victoria".

School Photos at RBS



“Multi-Sensory approaches to spelling” Workshop - Presented by Huw Fifield



Huw Fifield (Head of Inclusion): “Parents spent an enjoyable morning looking at how the memory plays a big role in spelling. Pupils who find spelling difficult have a memory problem, so we looked at ways to help them memorise words. The most effective method is using playdoh to make words because it involves all the senses. In a follow up session parents will be invited to work with their children using this fun method of learning!”





لغتنا العربية .. إبداع وإمتاع



نشاط جماعي بين الطلاب عن
الطعام الصحي وغير الصحي
حيث قام الطلاب بالألوان والأشكال
إلى صحية وغير صحية وكتابة
جمل عن الأطعمة



تم توزيع الطلاب في مجموعات وتكليف الطلاب باكتشاف عنوان الدرس من خلال
استراتيجية الاتصال بالإجابة حيث تحتوي الاستراتيجية على هاتف يحمل ارقام من
صفر إلى تسعة وكل رقم يحتوي على عدد من الحروف، ف إعطاء الطلاب ارقام
الهاتف حسب الدرس وتحت كل رقم يوجد رقم الحرف حسب الرقم الموجود في الأعلى
وعلى الطلاب اكتشاف الالاملا لا ملا لالالاجمع الحروف .

نشاط جماعي بين الطلاب
حيث يتم طرح سؤال ويجب
الطلاب عليه باستخدام
استراتيجية الدقيقة الواحدة
وبعد الانتهاء من الإجابة يتم
التقييم.





التربية الإسلامية / التربية الوطنية

لطلاب السنة الثانية

يعمل أنشطة لدرس لطلاب
لأنهم وكان من خلال

التمييز بين آداب المنوم
وغيرها من آداب أستطاعوا
تطبيقها في المنزل

من خلال الصور التي تم
إرسالها من قبل أولياء
الأمر





الدراسات الاجتماعية والتربية الوطنية

قام طلاب السنة
الثانية بعمل أنشطة
مختلفة من خلالها
ميز الطلاب بين
السلوكيات المختلفة
في علاقتهم بالبيئة
وذلك تعزيزاً لقيمة
التعاون فيما بينهم
لحماية الوطن




Extra Curricular Activities (After School Clubs)



They are enjoying it!
Every day there is something new.
Every day they are learning.
Every day they are having lots of fun!
They are using the day to explore and innovate.

Year 5 Trip to: The Founder`s Memorial



Our students enjoyed their visit to the Founder`s Memorial. They explored Sheikh Zayed`s life and legacy. They learned about Sheikh zayed`s vast influence on the UAE and the world.

Our students were mostly impressed with the Constellation (the centerpiece of the Founder`s Memorial). It`s a dynamic three – dimensional portrait of Sheikh Zayed. It can be viewed from multiple vantage points around the memorial.

FS – Little Steps into Education



The children in FS2 Daisy Class had lots of fun learning and exploring the topic 'Our Senses'.

We talked about the different senses, how many we have, what they are used for and learned new vocabulary to describe different textures and tastes.

We explored our sense of hearing including how to make loud and quiet sounds and how to make sounds using different objects.

The children enjoyed our smelling activity where they had to smell different items which were hidden inside cups. They then had to try and guess what was in the cup and talk about the smell they had just experienced.

They also had great fun with a blindfold tasting activity. They had to guess what they had just tasted and then describe how it tasted.

Another activity they took pleasure in was our shaving foam exploration. In this activity they explored how the shaving foam feels, how to make different marks in it and how to mix different colors in the shaving foam.



FS – Little Steps into Education

We are
learning
about our
Families



Primary - Class activities



Penelope Howell: "The girls warmed up playing ball games and then learnt how to stretch their muscles correctly, why they need to stretch their muscles and the correct names of some of the major muscle groups."

Year 6 Sydney



Primary - Class activities

Year 3
Amazing
Learning



Secondary - Class activities



For World Maths Day, celebrated on the 15th October 2019, students from Year 12 taught a lesson on probability to the Year 4 Caspian class. The children were all engaged and thoroughly enjoyed learning material from the KS3 Mathematics curriculum. The Year 12 students really impressed us and who knows, maybe we have some future teachers in our school?

Year 9 Art class – The calming influence of classical music helps the boys focus and hone their drawing skills.



Secondary / class activities



Year 12 students went on a field trip to the Khaleeji Times University Expo 2019 held at the Crown Plaza in Dubai on the 26th September. They were able to visit a variety of stands on the expo floor and speak with representatives from local and international universities. Our students asked great questions and gathered information to make a wise and well thought through decision on where to pursue their higher education. Many students already returned with a favourite top three of universities they would like to explore further through visits, open days and tours.

